




THE LEON COUNTY 2026-27 DISASTER SURVIVAL GUIDE

PREPARE • ACT • RECOVER



*Discover Disaster
Preparedness
Resources at
the Library PAGE 4*



BE THE FIRST TO KNOW.

Sign Up for Leon County Emergency Text Alerts. Stay informed and stay safe with real-time emergency alerts from Leon County—delivered straight to your phone. Sign up today at LeonCountyFL.gov/Alerts or scan the QR code.



Contents

Prepare 4

- Build Your Bucket
- 2026 North Atlantic Hurricane Names Watch or Warning
- Disaster Preparedness: Library of Things
- Insurance
- Sandbags

Act 6

- Understanding the Forecast
- Mobile Homes
- Transportation Assistance
- Evacuation Order
- Plan To Stay If ...
- Plan To Go If ...

Evacuations and Shelters 8

- Voluntary vs. Mandatory Evacuations
- Special Needs Shelters
- Storm Surge

Recover 10

- Electric Outages
- Sewer Outage
- Water Impacts
- Safe Driving
- Debris Collection
- Price Gouging

Surviving All Hazards 12

- Thunderstorms & Lightning
- Downed Power Lines
- Infectious Disease Outbreaks
- Cyber Safety
- Terrorism & Active Shooters
- Tornadoes
- Floods
- Hazardous Materials
- Wildfires

Stay Engaged & Informed 14

- Volunteering
- Find Critical Information & Updates
- Have a Plan for Your Business

Leon County Board of County Commissioners



(From left) District 1 Commissioner Bill Proctor, At-Large Commissioner Nick Maddox, District 3 Commissioner Rick Minor, District 2 Commissioner Christian Caban (Chairman), District 5 Commissioner David T. O’Keefe (Vice Chairman), At-Large Commissioner Carolyn D. Cummings, and District 4 Commissioner Brian Welch.



CHRISTIAN CABAN
Chairman

Keeping our community safe during an emergency is Leon County government’s most important responsibility. This guide puts the information you need to prepare for any disaster in your hands. Read it, share it with your neighbors and visit LeonReady.com. A prepared community is a resilient community.

Leon County is proud to be the nation’s first #HurricaneStrong community



Produced by Leon County Government



Leon County Government

People Focused.
Performance Driven.
LeonCountyFL.gov

Emergency Management

Public Safety Complex
911 Easterwood Dr.
Tallahassee, FL 32311
850-606-3700

Leon County Community and Media Relations

Leon County Courthouse,
5th floor
301 S Monroe St.
Tallahassee, FL 32301
850-606-5300

Hi! I’m Billy the Bucket, Leon County’s disaster preparedness mascot. Check out my top hurricane prep tips throughout this guide. They’re all watertight, just like me! Visit LeonReady.com/KidsCorner for school visit requests and more family resources, including my coloring book.



Emergency Information Portal
LeonCountyFL.gov/ei

Leon County Citizens Connect App, available for Apple and Android devices for Emergency Alerts
LeonCountyFL.gov/Alerts

A Prepared Community is a Resilient Community

VINCENT S. LONG
County Administrator



The Leon County Disaster Survival Guide in your hands gives you the critical information needed to be prepared before, during and after a disaster. In 2024, Leon County faced three federally declared disasters in five months, each affecting lives and livelihoods across our community. This guide remains one of our most vital tools for keeping the community safe and informed.

As we enter the 2026 Atlantic hurricane season, that commitment continues. Colorado State University forecasts a below-nor-

mal season of 13 named storms, with six potentially becoming hurricanes and two growing into major hurricanes. The season runs June 1 through November 30, with peak activity from August through October. But as we learned from 2024's Hurricanes Debby, Helene and Milton and the May 10 tornadoes, it only takes one storm to cause lasting damage and threaten lives and property.

That's why every year Leon County brings you the Disaster Survival Guide. Prepared alongside community public safety and healthcare experts, the guide is a roadmap to preparedness: evacuation routes, where to get and use sandbags, how to review your insurance policies for disaster coverage and much more. Now is the time to plan and prepare.

Leon County remains prepared by extracting every possible



lesson from disasters. Our comprehensive after-action reports have produced 332 findings and 253 recommendations, each one making us more resilient for the next emergency. In 2018, this commitment led FEMA and the Federal Alliance for Safe Homes (FLASH) to designate Leon County as the first #HurricaneStrong community in the nation, recognizing both our community's work and our Board of County Commissioners' leadership in building resilience.

Leon County has met every emergency by leaning into our partnerships, learning from every event and holding steady to our most important responsibility: the safety of our residents. That will not change. The storms ahead may test us, but they will find us ready. Ready to act. Ready to adapt. Ready to meet our community's needs. Please do your part: read this guide closely, review your plans and stay prepared for the 2026 hurricane season.

KEVIN PETERS
Director
Leon County
Emergency
Management



Each year, Leon County's Disaster Survival Guide provides essential information to help you prepare before disaster strikes, during the storm and through recovery. At Leon County, we say "Prepare. Act. Recover." because being ready before disaster strikes is the best path to resilience.

While the County and its local, state and federal partners plan for disasters year-round, residents need to stay ready and

well-informed each hurricane season. The 2026 Atlantic season is predicted to be below average, but it only takes one landfalling storm to significantly impact our community.

In 2024, Leon County experienced severe weather before hurricane season even began. January's Squall Line and April's Bicentennial Storm caused major flooding. In May, a historic outbreak of three tornadoes caused \$60 million in damage, rivaling Hurricanes Hermine, Michael and Idalia combined. In August, Hurricane Debby made landfall in nearby Taylor County, dropping over a foot of rain. Weeks later, Hurricane Helene became the strongest storm to strike the Big Bend. Just 13 days later, Hurricane Milton made landfall after rapid

intensification.

Though Leon County is not coastal, history shows storms can travel far inland, bringing heavy rain, damaging winds and significant impacts. Hazards like prolonged drought underscore the importance of year-round preparedness. In late 2025 and into 2026, temporary burn bans were implemented during extended dry conditions, prohibiting activities such as campfires, bonfires and burning trash due to wildfire risk.

Fortunately, our resilient community of local officials, neighborhood leaders and partners works together during disasters to keep residents safe, share critical information and meet community needs. That commitment to being #HurricaneStrong is reflected in

the 2026-27 Disaster Survival Guide, which affirms the County's commitment to listening, planning and building upon our past successes. From understanding the forecast to knowing what belongs in your disaster bucket, this guide prepares you for whatever comes your way.

Take the 2026-27 Disaster Survival Guide with you while traveling and share copies with friends, family and neighbors. The guide is divided into sections focused on different aspects of storm readiness and features information to help you prepare, act and recover. To stay informed throughout the storm cycle, visit LeonCountyFL.gov/ei. For help planning and preparing, visit LeonReady.com or contact Leon County Emergency Management at 850-606-3700.

PREPARE

PLAN NOW BEFORE DISASTER STRIKES

Plan now. When disaster strikes, it is too late to prepare. This section will help you plan how to keep you and your family safe during disasters. Be prepared by having a plan and disaster bucket for your family.

Build Your Bucket

Leon County encourages citizens to put disaster supplies in a waterproof and durable five-gallon bucket. Keep these essential items in a bucket near an exit door in your home or in your vehicle.

- | | |
|---|--|
| <input type="checkbox"/> Batteries | <input type="checkbox"/> Rope/paracord |
| <input type="checkbox"/> Hand crank emergency radio | <input type="checkbox"/> Soap |
| <input type="checkbox"/> Blanket | <input type="checkbox"/> Special family needs (diapers, feminine hygiene items, etc.) |
| <input type="checkbox"/> Manual can opener | <input type="checkbox"/> Tarp |
| <input type="checkbox"/> Cash | <input type="checkbox"/> Toilet paper |
| <input type="checkbox"/> Change of clothing | <input type="checkbox"/> Toothbrush |
| <input type="checkbox"/> Duct tape | <input type="checkbox"/> Towel |
| <input type="checkbox"/> Dust masks for each person | <input type="checkbox"/> Water |
| <input type="checkbox"/> First aid kit | <input type="checkbox"/> Waterproof bag with family documents, including driver's license, insurance information, out-of-area contacts and medical information |
| <input type="checkbox"/> Flashlight | <input type="checkbox"/> Whistle |
| <input type="checkbox"/> Entertainment (games, books, toys, etc.) | |
| <input type="checkbox"/> Gloves | |
| <input type="checkbox"/> Hand sanitizer | |
| <input type="checkbox"/> Keys (home and car) | |
| <input type="checkbox"/> Large plastic trash bags | |
| <input type="checkbox"/> Local map | |
| <input type="checkbox"/> Medications | |
| <input type="checkbox"/> Non-perishable food | |
| <input type="checkbox"/> Permanent marker | |
| <input type="checkbox"/> Pet supplies | |
| <input type="checkbox"/> Photos of family members and pets | |
| <input type="checkbox"/> Pocket knife | |
| <input type="checkbox"/> Portable phone charger | |
| <input type="checkbox"/> Poncho for each person | |

Leon County encourages each member of your household to build a disaster bucket and keep it near an exit in your house or in your car. Don't forget your pets too!




2026 North Atlantic Hurricane Names

Arthur	Hanna	Omar
Bertha	Isaias	Paulette
Cristobal	Josephine	Rene
Dolly	Kyle	Sally
Edouard	Leah	Teddy
Fay	Marco	Vicky
Gonzalo	Nana	Wilfred

Watch or Warning?


Knowing the difference between a watch and a warning can help keep you safe. Whether a watch or warning, listen closely to instructions from local officials using a TV, radio, cell phone or other communication device. Scan the QR code to learn more about Watch/Warning/Advisory definitions from the National Weather Service.



Library of Things: Disaster Preparedness

The Library of Things is a collection of items other than books that can be borrowed from the library at no charge. Items require a photo ID in addition to your library card and may require a User Agreement and Liability Waiver.

- Blower (corded and cordless)
- Bow rake
- Drill and driver kit with drill bit set
- Lawn edger
- Post hole digger (manual and electric)
- Power tool combo kit with drill/driver, impact driver, circular saw, max oscillating multi-tool, LED task light and drill bit set
- Home improvement kit with laser level, hammer, stud sensor, tape measure and more
- Pole saw
- Pressure washer
- Shovel
- Spade
- Tool set with standard and metric sockets, and wrenches
- Wheelbarrow
- Portable charger
- NOAA weather radio
- Gutter cleaners (manual and electric)
- Telescoping ladder
- Basic tool kit





Insurance

5 Questions to Ask About Your Policy

1. What is my standard deductible?
2. What is my hurricane deductible?
3. Do I need flood insurance?
4. Do I have enough coverage to replace my home and belongings?
5. Do I have loss-of-use coverage for temporary housing expenses?

Not all insurance policies are created equal. Check your policy or talk to your agent to make sure you have sufficient coverage and to determine if any home improvements

would qualify for a discount on premiums. Learn more about insurance policies from the Insurance Information Institute at iii.org.

Flood Insurance

Most homeowner insurance policies do not cover damage from rising flood waters. If you own a home in a FEMA flood zone, your mortgage company will require you to carry a flood policy. Even if you don't live in a flood zone, consider the additional coverage. Anywhere it rains, there is potential for flooding. A report by First Street found that 78 percent of properties flooded by Hurricane Debby in 2024, in Florida, were located outside of FEMA's designated flood zone. To learn more about flood protection, visit LeonCountyFL.gov/FloodProtection.

Don't wait until it is too late to buy a flood insurance policy. Typically, there's a 30-day waiting period before your policy goes into effect.

Renters: Questions to Ask

1. Do I know my rental property's risk of flooding or storm surge? Do I know my evacuation zone?

2. Do I need flood insurance and renter's insurance to cover damage to my personal property?
3. Will my landlord protect the windows in a storm? If not, where would I go during a hurricane?

Insurance Helpline

The Florida Department of Financial Services' toll-free Insurance Consumer Helpline is available year-round to assist Florida's insurance consumers. Insurance specialists are available to answer questions or concerns regarding insurance coverage and advocate on a consumer's behalf to resolve a dispute with an insurance company. Consumers may contact an insurance specialist at 1-877-MY-FL-CFO (693-5236) toll-free, Monday through Friday, 8 a.m. to 5 p.m. If you live in Leon County but have a phone number starting with a non-Florida area code, call 850-413-3089.

For additional information on preparing for a natural disaster, visit the Department of Financial Services' website at MyFloridaCFO.com/Division/Consumers and click Disaster Preparedness.

Sandbags

Sandbags can redirect stormwater and debris flows away from homes and other structures if they are correctly filled, placed and maintained. However, sandbags will not seal out water, and residents should not rely on sandbags to save their home from major flooding, especially fast-moving hurricane storm surge flooding. Consider the severity of flood conditions before deciding whether sandbags would provide effective protection.

Filling

- Bring a partner and a shovel to the fill site.

- Fill sandbags halfway.
- Fold the top of the sandbag down and rest the bag on its folded top.

Placing

- Lay a plastic sheet in between the building and the bags to control the flow and prevent water from seeping through openings, like sliding glass doors.
- Stack sandbags carefully.
- Limit placement to three layers unless you have a building or wall to use as a backing.
- Tamp each sandbag into place, completing each layer before starting the next layer.

- Clear a path between buildings for debris flow.

Limitations

- Sandbags will not seal out water.
- Sandbags deteriorate when exposed to continued wetting and drying.
- Sandbags are for small water flow protection – up to two feet. Protection from more significant water flow requires a more permanent flood prevention system.
- Wet sandbags are very heavy. Use caution when lifting to avoid injury.



Sandbags are made available by Leon County and the City of Tallahassee for heavy rain. Leon County sandbags are limited to 15 bags per household. Residents are encouraged to bring their own shovels as a limited number of tools for filling bags are available. County locations will be staffed. Sites will remain open until officials determine that sandbags are no longer needed or the site is closed for safety. Updates about sandbag availability will be provided during an emergency at: LeonCountyFL.gov/ei.

ACT STAY OR GO?

Making the Decision

When a hurricane is approaching, will you stay in Leon County or drive miles away to another location? Evacuating to a safe shelter locally or in a neighboring county has advantages. You will avoid traffic jams and highways crowded with vehicles from other counties joining the evacuation. Even if you leave the area, the storm could shift and still put you in harm's way. The next section will guide you through the steps you should take as a storm is approaching and the choices you'll have to make.

Understanding the Forecast

5-day Cone Actions

When the Big Bend area is in the 5-day cone of a hurricane forecast, it indicates a high probability that the hurricane will impact our region within the next five days. This is a crucial moment to put your plans and preparations into action.

- Review your family disaster plan.
- Get your disaster bucket and important papers ready.
- Prepare your home and yard.
- If you or a family member have special needs, be sure to implement your plan early and, if needed, register for a special needs shelter. See page 8 for more information.

3-day Cone Actions

As a storm moves closer to land, the accuracy of the forecast will increase, and residents should step up their preparation with the following actions:

- Double check your disaster bucket and make necessary purchases.
- Gather special supplies for

children, seniors and pets.

- Be sure you have all the materials and tools necessary to shutter windows.
- If your plans are to evacuate, make arrangements, book reservations and pack what you can in your vehicle.

Hurricane Watch Actions

(48 hours ahead)

- Prepare as if the storm is headed directly for your home. Be ready for a Hurricane Warning within a few hours.
- Fill your vehicle's gas tank.
- Get cash and secure important papers and valuables.
- Refill medications.
- Fill containers and tubs with water. Even if evacuating, you may need the water when you return.
- Secure yard equipment and furniture.
- Shutter your windows.

- If your plans are to evacuate the area, secure your home so you can leave as soon as an evacuation order is issued.
- If you plan to travel or go to a public shelter, be sure you have everything you need in your disaster bucket.

Hurricane Warning Actions

(36 hours ahead)

- Be prepared for an evacuation order to be issued.
- Stay tuned to local news and get your weather radio ready.
- Complete final preparations to evacuate, go to a public shelter or shelter in your home. All mobile and manufactured home residents should plan to evacuate.
- If your plan is to travel out of the local area and you can leave at this point, go.

When a Hurricane Strikes

- Prepare for the storm before the arrival of tropical force winds. When hurricanes move onto land, the heavy rain, strong winds, storm surge and crashing waves can damage

buildings, trees, cars and other infrastructure. Be sure to stay from windows or openings.

Hurricanes Have Two Main Parts:

1. The eye of the hurricane is an area of nearly calm winds in the center of the storm where the lowest pressure resides. The eye of a hurricane averages about 20 miles in diameter and often has very few clouds.
2. The second part is the wall of very tall clouds that surrounds the relatively calm eye. This region, known as the eye wall, is where the hurricane's strongest winds and heaviest rain occur.

Did you know that 40 percent of all landfalling hurricanes in the United States hit Florida? That's why it's especially important for us to have a disaster plan.



Mobile and Manufactured Homes Are Not Safe Havens

A Category 1 hurricane with winds of 74 to 95 mph or any tornado can rip apart a mobile home. FEMA reports that manufactured structures like mobile homes — no matter how new — are unsafe during a hurricane. Also, tornadoes can spin off from hurricanes. Straps or other tie-downs will not protect a mobile home from high winds associated with a hurricane. In 1992, 97 percent of all manufactured homes in Hurricane Andrew's path in Dade County were destroyed, compared to 11 percent of single-family, non-manufactured homes. If a hurricane or severe storm with high, damaging winds threatens Leon County, all mobile and manufactured home residents should plan to evacuate to a safer location.

Transportation Assistance During Evacuations

Leon County works with local partners to provide no- or low-cost transportation to shelters during hurricanes, ensuring all residents—especially those without reliable transportation—can evacuate safely. Evacuation notices are issued at least 24 hours before tropical-storm-force winds arrive, giving residents, including those in mobile or manufactured homes, time to relocate. Most shelters are nearby, and the County coordinates early openings and expanded capacity as needed. Leon County also partners with 2-1-1 Big Bend, the State of Florida, and services like Lyft to offer free or discounted rides. If you need transportation assistance during times of emergencies, call 2-1-1 Big Bend at 2-1-1 or 850-617-6333.

Evacuation Order

- If you're being transported to a public shelter, be ready to leave when contacted.
- Determine if your residence is affected by the evacuation order. Does it include your area? Do you live in a mobile or manufactured home? If so, you should plan to evacuate.
- If you are evacuating locally, get to your shelter location within a few hours of the order.
- If you are traveling out of the local area, leave immediately to avoid traffic jams.
- Be aware of your evacuation time range. Evacuations will be issued with beginning and end times.
- If you must evacuate and do not have access to transportation due to age,



disability, or other special needs, you should register now with Leon County Emergency Management. See next page for more information.

Plan To Stay If ...

- You live in a structure that was built after 1973 when Florida adopted a standard building code.
- You do not live in a mobile or manufactured home.
- Your home is not vulnerable to storm surge or inland flooding.
- You have reduced the threat of falling trees by trimming and/or removing dead, dying or diseased trees.

- You have mitigated the effects of severe winds on your home by installing hurricane shutters on windows and bracing your garage door.
- You have prepared a multi-hazard Disaster Response Plan for yourself, your family and your pets.
- You have prepared a disaster bucket that includes cash, a supply of food, water and a 1-month supply of prescription medicines.
- You have identified a safe room within your home.

Plan To Go If ...

- An evacuation order has been issued.
- You live in a mobile or manufactured home.
- You live in a structure that was built prior to 1973 when Florida adopted a standard building code.
- Your home is vulnerable to storm surge or inland flooding.
- You can leave early enough to meet an estimated regional clearance time of 24 hours. It is very dangerous to be on the highway during a storm.

EVACUATIONS AND SHELTERS

Leon County officials can issue an order directing the evacuation of specific areas of the county deemed to be in danger. Prepare to leave 24 hours prior to the storm landfall in order to give yourself enough time to evacuate.

Voluntary

If a tropical storm is approaching or a hurricane is expected to cross Florida and pass over Leon County, the danger from storm surge may be high. Emergency managers may recommend residents in mobile or manufactured homes or flood-prone areas to evacuate to higher ground or a sturdier shelter.

Mandatory

The probability of storm surge is high and could be deadly for residents who don't leave. It is illegal to stay in a home under a mandatory evacuation order. Residents living in a mobile or manufactured home should have a plan to evacuate to a safer location during a mandatory order.

If You Plan To Evacuate...

Prior to evacuation, remember to:

- Maintain a full tank of gas.
- Bring identification, insurance papers and other important documents for every family member.
- Bring adequate water, snacks, cash and medications.
- Obey all special traffic signs



and law enforcement orders.

Evacuees Should Be Prepared For...

- Extremely heavy traffic. Residents in highly vulnerable areas should leave the area sooner rather than later.
- Limited access to gas stations, restaurants and restroom facilities.

The only safe storm is a brain storm! Always prepare the items you'll need before severe weather approaches.



Sheltering

Risk shelters may only have water, snacks and a secure area for you to stay safe during a major storm. Shelters may be crowded and are not designed for comfort. If you evacuate to a risk shelter during a disaster, please bring the following items:

- Toiletries and, if you are sheltering with young children, diapers.
- Prescription medications, identification and any important documents you deem necessary.
- Additional snacks, especially if you have a special diet.
- Blankets, pillows and/or sleeping bags. Accommodations at the shelter will be limited.
- Books, puzzles or other entertainment that do not require electricity.

For People with Disabilities and Medical Needs

According to the Florida Department of Health, a Special Needs Shelter is for "someone who, during periods of evacuation or emergency, requires sheltering assistance due to physical impairment, mental impairment, cognitive impairment or sensory disabilities." Special needs shelters are designed to meet the needs of persons who require assistance that exceeds services

provided at a general population shelter. If a person lives in a storm surge zone or mobile/manufactured home, is medically stable but needs help with basic tasks or uses an electronic medical device and has no other evacuation options, they should pre-register for a special needs shelter at SNR.FLHealthResponse.com. All information is confidential and protected under Florida Statutes and must be updated on an annual basis. For further assistance, call Leon County Emergency Management at 850-606-3700.

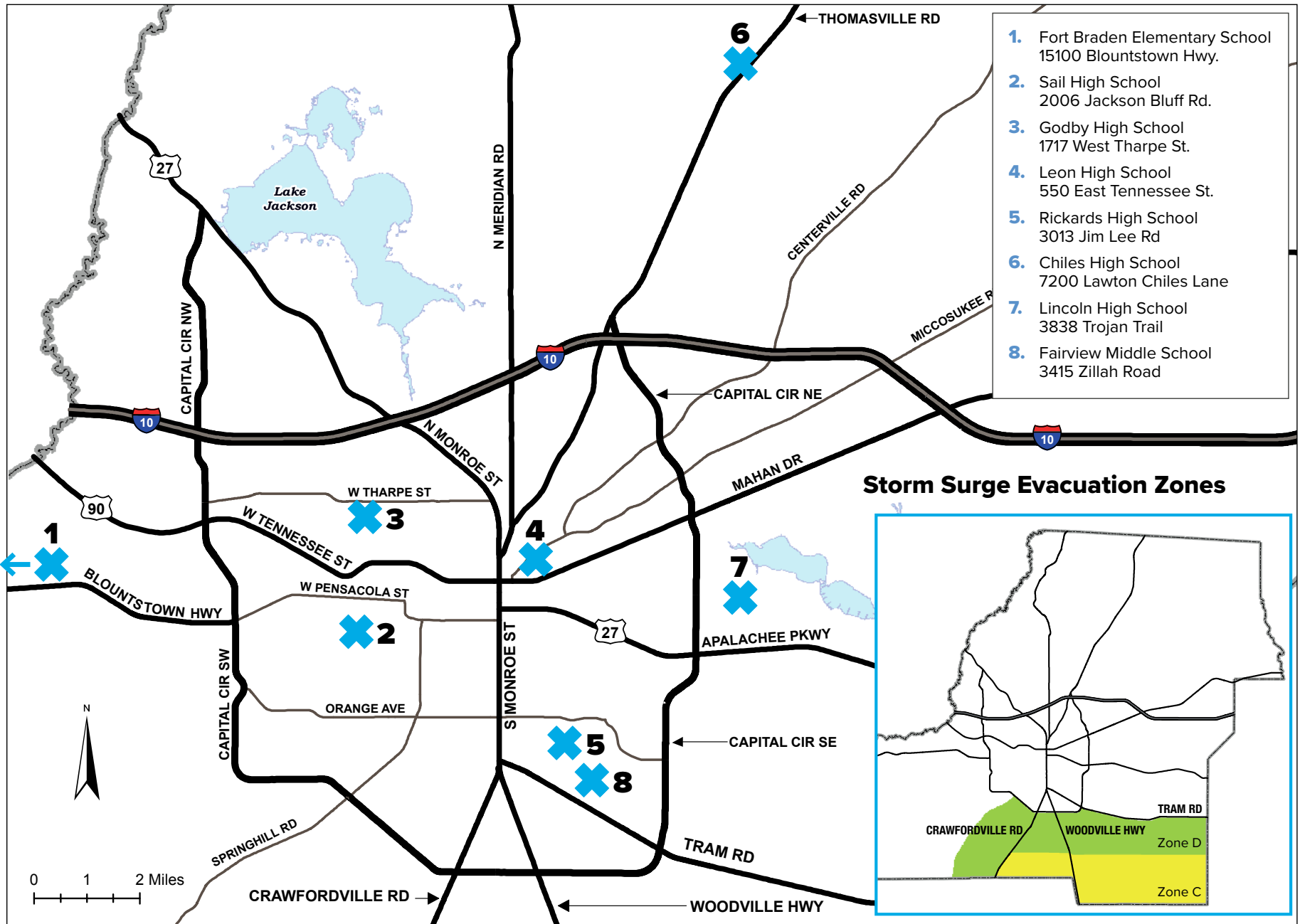
Protect Your Pets

Make an inventory of your supplies and review all records so your pet can be safe in the event of a hurricane. Make a kit, including:

- Pet crate
- List of pet-friendly hotels
- Food and water with respective bowls
- Medications with instructions for administering
- Copies of current veterinary records that include your address and phone number in a waterproof bag.
- Leash and collar with rabies tag and ID
- Picture of your pet
- Small box with litter for cats



LEON COUNTY RISK SHELTERS



Please note: Not every shelter will open for every disaster. Please check LeonCountyFL.gov/ei or call 850-606-3700 to learn about shelter openings.

Storm Surge

Storm surge is the leading cause of death from hurricanes and is the reason hurricane evacuation orders are issued. The Apalachee Bay is one of the most storm surge prone areas in the Southeast. Areas of southern Leon County have been identified as storm surge evacuation zones. Know your zone!

Zone C (Yellow) – Areas east of Crawfordville Highway to the Leon/Jefferson County Line and areas along and south of the following roads: Glover Road, Oak Ridge Road, Rhodes Cemetery Road, and Meridale Drive.

Zone D (Green) – Includes all areas in Zone C, in addition to areas east of Springhill Road to the Leon/Jefferson County Line, and areas along and south of the following roads: Capital Circle SW, Capital Circle SE, and Tram Road.

RECOVER IN THE AFTERMATH OF A DISASTER



During a disaster, services could be impacted, including electric, water and sewer. When preparing, consider that you could be without utilities for an extended period of time.

Electric Outages

- City of Tallahassee customers: Report electric outages through the DigiTally App, online at Talgov.com/Outage, or by calling 850-891-4968. During major events, the City will send updates directly to utility customers. Keep your contact details up to date by visiting Talgov.com/Update or calling 850-891-4968.
- Talquin Electric Cooperative members: Report outages via the myTalquin app, by texting #OUTAGE to 85700, or by calling +1-844-825-7846 (automated system) or +1-888-802-1832 (live operator). Sign up for text alerts at TalquinElectric.com.
- Duke Energy Customers: Report outages by calling +1-800-228-8485 or texting OUT

to 57801. Visit Duke-Energy.com/Outages to report an outage or sign up for alerts.

Expect longer wait times during major events.

Food Safety

TWO DAYS: The approximate time frozen items can be stored safely if you keep the freezer door shut.

FOUR HOURS: If your refrigerator's power is out for longer than this time, move perishable foods into an ice-filled cooler.

Generators

If you are considering purchasing a permanently installed standby

electric generator fueled by natural or propane gas, the City of Tallahassee offers a low-interest loan program for qualified homeowners. To be eligible, the loan applicant must be a City Electric customer. A transfer switch, permit, and passed Growth Management inspection are required. Loan approval is required before installation. For details, call 850-891-4968.

A portable generator can keep your appliances going after a disaster, but it comes with several dangers:

CARBON MONOXIDE: Always use generators outdoors, at least 20 feet away from windows and doors, to prevent exposure to this deadly, colorless, and odorless gas. Never operate a generator indoors. For added protection, install a carbon monoxide (CO) detector in your home.

FIRE: Make sure the generator is cool when refilling the fuel tank and store flammable fuel away from fuel-burning appliances.

Calculate the total wattage of all the appliances and light fixtures you want to connect to the generator. The total should be less than the generator's stated maximum power output.

ELECTRICAL SHOCK: An electrical shock from your generator can kill you.

- Keep generator in a dry place.
- Plug appliances directly into the generator or use a heavy-duty, three-pronged extension cord.
- Never try to power the house wiring by plugging the generator into a wall outlet.

Sewer Outage

If a sewer outage is announced, **DO NOT** flush your toilet. Powered sewer lift stations may be down, which could cause a sewage back-up in your home.

Emergency Toilets

Use a chemical toilet or create an emergency toilet by using one of the following methods:

5-GALLON BUCKET: Line with a heavy-duty trash bag and use household bleach as disinfectant. Make sure it has a tight lid.

TOILET BOWL: Turn off your outside water supply and flush once to empty before lining

with a trash bag. Do not flush cat litter, pet waste or sanitary products. For bag-lined bucket toilets, kitty litter or sawdust can be added as an absorbent. Never pour grease, food wipes or paper towels into the toilet during a sewer outage - these accelerate back-ups.

Water Impacts

If the drinking water supply is compromised by a disaster, a boil water notice will be issued, which means there's a possibility of contamination.

BOIL: Bring a pot of water to a rolling boil for 1 minute to kill bacteria, viruses, and parasites.

BLEACH: Add 1/8 teaspoon of unscented

bleach (containing 5.25 percent sodium hypochlorite) per gallon of water. Stir well and let it sit for 30 minutes before use. While less effective than boiling, this method helps make water safer to drink.

Safe Driving

After a storm, roads may be littered with debris and many routes may be flooded. Avoid unnecessary travel and, if you must venture out, always obey "Road Closed" signs.

Never drive through standing water. Turn around, don't drown. Treat any intersection with non-working traffic signals as an "all-way" stop. Be prepared to stop at every intersection.

Preparing Debris for Curbside Pickup


Debris removal is integral during the response and recovery phase of a disaster. Initial response begins during the disaster event when crews are activated to cut and toss debris off the roadway. Routes to critical facilities (such as hospitals) and other priority routes are addressed first. This process ensures that police, firefighters, EMS, and other essential first responders can safely navigate the roadways.

During the recovery phase, eligible disaster-related debris will be collected from residential neighborhoods. Debris should be placed curbside and separated in the following categories: construction, vegetative, household hazardous waste, appliances/white goods, and electronics. During this process, DO NOT bag debris or put debris in containers. Depending on the severity of the event, it may take multiple passes before all debris is collected. Only vegetative debris should be placed on the roadside unless otherwise directed.






Yard Debris Guidelines

Once it's safe to do so, eligible disaster-related debris will be collected from residential neighborhoods. When curbside yard debris pickup is activated during federally declared disasters, please follow these rules:

-  Don't bag or containerize debris.
-  Do not mix yard debris with construction materials.
-  Do not block roadways or access to properties.
-  Never touch, cut, or move debris on or near downed power lines.
-  Keep debris away from hydrants, utility boxes/poles, trees, and meters.



Most federally declared disasters include yard debris for curbside pickup. In more severe storms, other debris types may also be collected. When this happens, place debris curbside in the following clearly separated categories. Always check LeonCountyFL.gov/ei to confirm which debris types will be collected.

-  **Vegetative Debris** (branches, leaves, logs, plants)
-  **Construction & Demolition Debris** (building materials, fencing, drywall, carpet, plumbing, furniture)
-  **Household Hazardous Waste** (paint, cleaning supplies, pesticides, oil, batteries)
-  **Appliances / White Goods** (refrigerators, washers/dryers, stoves, water heaters, air conditioners)
-  **Electronics** (TVs, computers, stereos, phones)

Help Your Neighbor

Once you and your family are safe, check on friends and neighbors who may be especially vulnerable and need assistance recovering. In recent hurricanes, a disproportionate number of fatalities have been among older adults. Whenever possible, support older adults and those facing financial hardships.

Price Gouging

In a declared State of Emergency, it is illegal to sell necessary goods or services at increased prices. If you believe a business or individual is price gouging, call the Attorney General's Office at 1-866-9-NO-SCAM (1-866-966-7226), visit MyFloridaLegal.com, or download the "No Scam" App.

Hire Licensed Businesses

If repairs to your home or property are needed, hire reputable and licensed workers and avoid any

contractor or appraiser who says they can adjust your insurance claim. You can verify a contractor's license and check to see if there are any complaints against them by calling the Florida Department of Business and Professional Regulation at 850-487-1395 or visiting MyFloridaLicense.com.

Who to Call

- Dial 9-1-1 for life-threatening emergencies or call 850-606-5800 for non-emergency public safety assistance.
- For the latest emergency updates, call the Leon County

Citizen Information Line at 850-606-3700. Individuals who are deaf, hard of hearing, deaf-blind, or speech-disabled can access information through Florida Relay by calling 7-1-1.

- Contact 2-1-1 Big Bend for 24-hour social services assistance by dialing 2-1-1 or 850-617-6333.
- For City of Tallahassee Utility information, call 850-891-4968.
- For Talquin Electric, call 1-888-802-1832.
- For Duke Energy, call 1-800-228-8485.

SURVIVING ALL HAZARDS

While hurricanes pose a major threat to Leon County, there are other potential disasters that threaten lives and property. From violent tornadoes to hazardous chemical spills, it is crucial to know what to do when warnings are issued.

- Build a disaster bucket for potential disasters.
- Locate a safe room you can retreat to in the event of severe weather events, such as thunderstorms and tornadoes.
- Identify a meeting location, should an incident prevent you from getting home.

Thunderstorms and Lightning

Thunderstorms are a common occurrence in Florida, especially during the summer. The Sunshine State sees about 1.2 million lightning strikes in an average year, and we lead the nation in lightning-related deaths. About 10 percent of thunderstorms are severe with winds of 58 mph or stronger or 1-inch hail. Keep an eye on the weather forecast before you venture outdoors and heed nature's warning when you hear the sky start to rumble.

Seek Shelter

Every thunderstorm produces lightning. If you hear thunder, lightning is close enough

to strike. Go inside or find shelter immediately. Wait 30 minutes after hearing the last crash of thunder before going back outdoors.

When thunder roars, go indoors!

If you're indoors during a thunderstorm, stay away from anything that conducts electricity, such as corded phones, electrical appliances, computers, plumbing, metal doors and windows.

If Stuck Outdoors ...

- Get off any elevated areas.
- Do not shelter under an isolated tree or other tall objects.
- Get as far away from water and metal objects as possible.



Downed Power Lines

- Assume all downed power lines are energized.
- Do not touch downed power lines.
- Contact your utility provider to report downed power lines. See page 10 for contact information.

Infectious Disease Outbreaks

Pandemics and infectious outbreaks pose serious risks to public health. The Centers for Disease Control and Prevention (CDC) lead efforts to prevent, detect, and respond to these threats. For more information, visit CDC.gov.

If you're feeling unwell, stay home and contact your healthcare provider. Vaccines help strengthen the immune system against viruses, and the CDC provides updated vaccination recommendations for all ages, from infancy to adulthood. Learn more at [CDC](http://CDC.gov).

gov/Vaccines.

Cyber Safety

Disasters aren't always large-scale events. Sometimes, they affect only you or your household, such as compromised or hacked online accounts. Cyberattacks can be just as devastating as natural disasters. To stay cybersafe, the Cybersecurity and Infrastructure Security Agency (CISA) recommends following these essential steps:

- Implement multi-factor authentication on your accounts. A password isn't enough to keep you safe online. By adding a second layer of identification, you're decreasing your chances of someone improperly
- accessing your account.
- Update your software. Bad actors can easily exploit flaws in the system, so ensure that the operating systems on your phones, tablets, laptops and other devices are kept up-to-date.
- Think before you click. Make sure that the webpage or email you are interacting with is legitimate to avoid being caught in a phishing scam. This also applies to apps. Only download apps from reputable vendors through a legitimate app store.
- Use strong passwords, and ideally a password manager to generate and store unique passwords.

Terrorism and Active Shooters

Unlike a hurricane, there may be no warning for a terrorist attack, but you can plan ahead by taking the steps referenced earlier: emergency contacts, emergency alerts, a meeting place and a disaster bucket. Be alert and aware of your surroundings. If you see something, say something. Report suspicious activities to the Florida Department of Law Enforcement at 1-855-FLA-SAFE (352-7233).

If dangerous behavior occurs, whether a shooting or another act of violence, leave as quickly as possible. Be on the lookout for secondary or additional threats as you escape. When you reach a safe location, call 9-1-1 and report the emergency.

Tornadoes

Tornadoes can form quickly during thunderstorms anytime of year, creating high velocity wind and blowing dangerous debris. In Florida, the average warning time before a tornado hits is 12 minutes. You may only have moments to make a life-or-death decision.

Safe Rooms

In your home or other places you frequent, designate a safe room where you can stay during a tornado. Good safe room options include bathrooms, interior hallways, the center of a building, and spaces on the ground floor away from windows.

If you cannot reach your prepared safe room, follow these basic guidelines:

- **Get In:** Get as far inside a strong building as you can, away from doors and windows.
- **Get Down:** Get to the lowest floor.
- **Cover Up:** Use whatever you can to protect yourself from flying or falling debris.

Mobile Homes and Vehicles

Mobile homes and vehicles are not safe from the violent winds of a tornado. When tornadoes are possible, seek shelter in a sturdy building with family and friends to protect yourself from flying debris. Do not try to run or outmaneuver a tornado in your vehicle.

Floods

Flooding is a year-round threat. Sometimes floods develop slowly, and forecasters can anticipate where a flood will happen before it occurs. Oftentimes, flash floods can occur within minutes and sometimes without any sign of rain.

Know Your Flood Risk

- For your FEMA Flood Zone, visit LeonCountyFL.gov/FloodProtection or LeonCountyFL.WithForerunner.com/Properties.
- If you live in an area prone to flooding, consider sandbags or another type of barrier to keep water out of your home during minor flood events. Depending on site conditions, be aware that it can take several weeks for flood waters to recede. If you live in a flood prone area, plan accordingly.

- **Remember:** Standard homeowner's insurance policies don't cover flood damage. Consider extra flood coverage. See page 5 for more information.

Stay Out of the Water

- Don't drive through standing water and make sure to obey "Road Closed" signs. It only takes a foot of water to make vehicles float. Turn around, don't drown.
- Don't walk through flood waters. It only takes six inches of water to knock you down.
- Don't go into any room if water has submerged electrical outlets or cords.
- After a flood, stay out of standing water or structures until authorities advise it's safe. Standing water could contain toxins, chemicals, dangerous debris and wildlife.

Hazardous Materials

Hazardous materials are part of daily life. Should a chemical spill or other hazardous material release occur, there are a few basic steps you can take to protect yourself:

- Shelter-in-place if local authorities ask you to do so.
- Turn off the air conditioning/ventilation system and seal windows and doors to prevent outside air from entering. Plastic sheeting can help seal cracks around doors and windows.
- Remain indoors and wait for further instructions through

local media and emergency notification systems.

Wildfires

Low humidity and high winds during times of droughts and freezes create an ideal situation for wildfires. With so many trees in Leon County, the threat of wildfires is always present. Take some time to discuss with your family what actions you will take if there is a fire in your neighborhood or your home. Wildfires can spread quickly.

- Identify at least two escape routes from your home and neighborhood.
- Practice fire drills so everyone knows what to do.
- If advised, evacuate immediately.
- Call 9-1-1 to report an uncontrolled fire.
- Before any outdoor burning, check LeonCountyFL.gov/ei for active burn bans.

Scan the QR code to learn more about preparing your home for wildfires from the National Fire Protection Association.

Learn Before You Burn



Escaped yard waste from burn piles is one of the leading causes of wildfires. Learn more at BeWildfireReadyFL.com.

STAY ENGAGED

The agencies below are critical during any disaster. Please consider learning more about volunteering with these nonprofit partners.



**American
Red Cross**

850-878-6080

RedCross.org/NCFL

When disaster strikes, volunteers play a critical role in response and recovery efforts, providing emergency assistance and supplies to impacted neighbors. Consider joining the American Red Cross as a disaster volunteer before your community needs you. Employees with the State of Florida, Leon County, and the City of Tallahassee are eligible for 15 days of disaster leave by becoming a Red Cross Volunteer.



Big Bend

2-1-1 or **850-617-6333**

or text 898211 ■ 211BigBend.org

Just as you would call 911 for emergencies, you can call 211 for human services resources, disaster information, and assistance. We are available 24 hours a day to listen and provide emotional support, crisis counseling, suicide prevention, and information and referrals to thousands of programs and services, like food assistance, mental health, transportation and more. You do not have to be in a crisis to call; there is no eligibility criteria, and our services are free. We help you navigate through the maze of community services in a non-judgmental manner. Because life is 24/7, so are we!



850-222-0304

Tallahassee.SalvationArmyFlorida.org

The Salvation Army of Tallahassee serves disaster survivors and relief workers with food, emotional support and other critical services. The Salvation Army's disaster team consists of staff and volunteers who conduct wellness checks, feed hot meals, drinks and snacks directly from our canteen or other Salvation Army vehicles, provide spiritual care and assist in distributing food, water, clothing and clean-up kits to residents and first responders who are affected or have been displaced by a disaster.



850-606-1970

VolunteerLEON.org

During an emergency, VolunteerLEON organizes the Citizens Information Line and coordinates the Big Bend Community Organizations Active in Disaster (COAD). COAD provides a structure for non-profit organizations and the faith-based community to prepare for, respond to and recover from disaster. COAD focuses on coordinating efforts to best serve communities. Nonprofit partners include: 2-1-1 Big Bend, America's Second Harvest of the Big Bend, Catholic Charities, Florida Baptist Active in Disaster, Goodwill, Red Cross, Salvation Army, United Way, and more.

Have a Plan for Your Business

Small businesses are vital assets to our economy and community. But did you know most businesses do not have a plan for emergencies, such as a hurricane?

Early preparation is the smartest way to protect employees and ensure business continuity.

Identify Your Risk: Think through how a local disaster would impact your organization.

Develop a Plan: Depending on the hazard, develop a plan to mitigate risk to staff, structures and services.

Take Action: Making a plan is not enough. Follow through by taking action on established plans when disaster strikes.

The Tallahassee-Leon County Office of Economic Vitality (OEV) is committed to serving and supporting our local business community before, during and after a disaster strikes. Visit Ready.gov/Business for more info on preparedness.

Business Disaster Toolkit

Do you have questions about how to prepare your business for hurricane season? FloridaDisaster.biz provides valuable information regarding preparedness, response and recovery from hurricanes and other disasters. OEV is your source for vital business information for hurricane preparation and recovery.

For additional information on local business assistance when disasters strike, visit OEVforBusiness.org, call 850-219-1080 or email: info@OEVforBusiness.org.

STAY INFORMED



Leon County Citizens Connect App

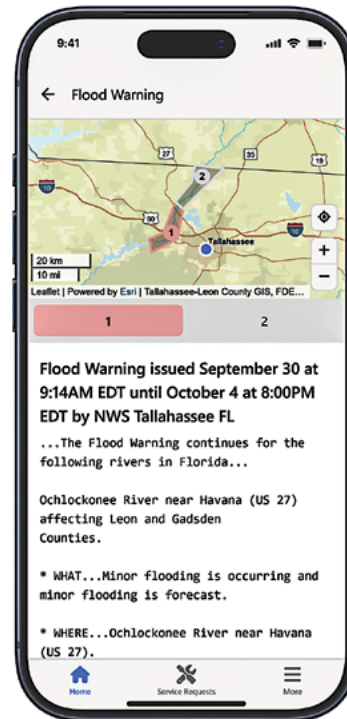
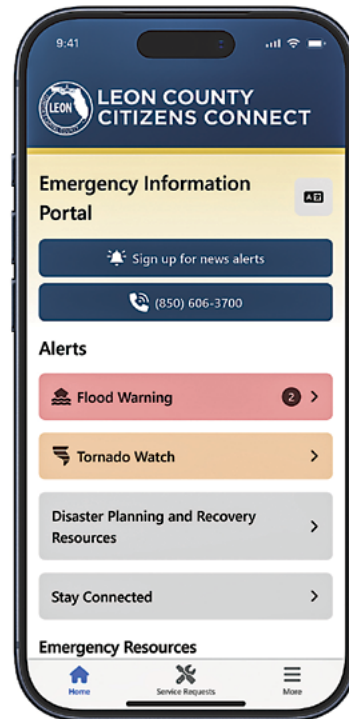
Download the Leon County Citizens Connect App, your best source of emergency news and alerts. The most critical information will be delivered by push notifications directly to your phone or tablet.

The Leon County Citizens Connect App puts up-to-the-minute emergency information at your fingertips, including weather alerts, road closings, sandbag locations and so much more.

The County's App provides a single source of emergency information verified by public safety agencies, emergency management professionals and other crews in the field.

Download the app in your device's app store or visit:

LeonCountyFL.gov/Download



- **Critical Updates:** announces the most important community updates, such as comfort stations, points of distribution, price gouging alerts and road closings.
- **Storm Debris Management:** after disasters, this section details debris collection and removal plans.
- **Sandbag Locations:** lists locations and addresses for sandbag distribution, including a map of sites.
- **Power Outages:** direct links to outage maps from City of Tallahassee, Talquin Electric Cooperative, and Duke Energy.
- **Evacuations:** provides a map of evacuation routes for Leon County and other real-time updates.



LeonReady.com

Emergency Information Portal
LeonCountyFL.gov/ei

X (formerly Twitter): @LeonCounty

Facebook: @LeonCountyFL

Mobile App:

Leon County Citizens Connect

Citizens Information Line:

850-606-3700

Emergency Alerts

LeonCountyFL.gov/Alerts



**CITY OF
TALLAHASSEE**

Talgov.com

X (formerly Twitter): @CityofTLH

Facebook: @CityofTLH

Mobile App: DigiTally

850-891-0000

iHeartRadio

wfsu 88.9
PUBLIC MEDIA

During disasters, iHeartRadio will provide updates on the following stations: WFLA-FM 100.7, WFLF-FM 94.5, WTNT 94.9, KISS-FM 107.1, X-FM 101.5, and The Beat-FM 105.3. Also, citizens can tune in to 88.9 FM for the most up-to-date information from local public safety officials. Featuring up-to-the-minute reporting, Leon County remains committed to getting information out on the radio as soon as possible.

DOWNLOAD DIGITALLY
Tallahassee's premier disaster reporting mobile app.



From finding your bus to paying your bills, this free app puts Tallahassee at your fingertips. Power out? Tree trouble? Take a picture of City issues, and make a report.



EMERGENCY MANAGEMENT

850-606-3700

LeonCountyFL.gov/ei | LeonReady.com

**Capital Area Chapter of
the American Red Cross**

850-878-6080

RedCross.org/NCFL

**2-1-1 Big Bend
Dial 2-1-1**

850-617-6333 (NEED)

211BigBend.org

**Franklin County
Emergency Management**

Apalachicola

850-653-8977

FranklinEmergencyManagement.com

**Gadsden County
Emergency Management**

Quincy

850-627-9233

GadsdenCountyFL.gov

**Jefferson County
Emergency Management**

Monticello

850-342-0211

JeffersonCountyFL.gov

**Liberty County Emergency
Management**

Bristol

850-643-2339

LibertyCountyFLEM.com

**Madison County
Emergency Management**

Madison

850-973-3698

MadisonCountyFL.com

**Taylor County Emergency
Management**

Perry

850-838-3575

TaylorCountyGov.com

**Wakulla County
Emergency Management**

Crawfordville

850-745-7100

WCSO.org/
Emergency-Management



LEON COUNTY GOVERNMENT

People Focused. Performance Driven.

In Partnership With

